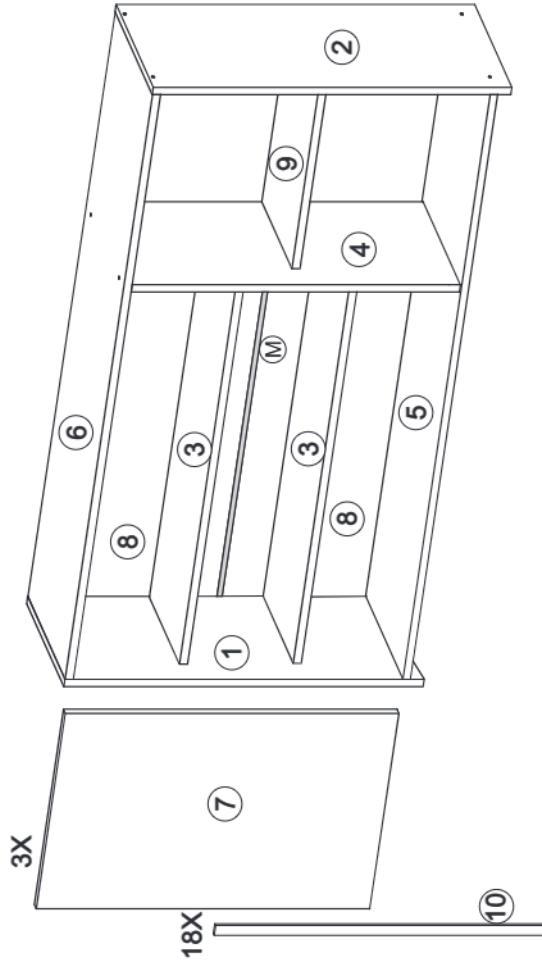
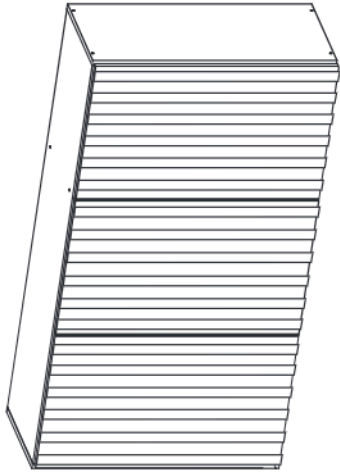


# 6341 - AÉREO 120 RIPADO MAY



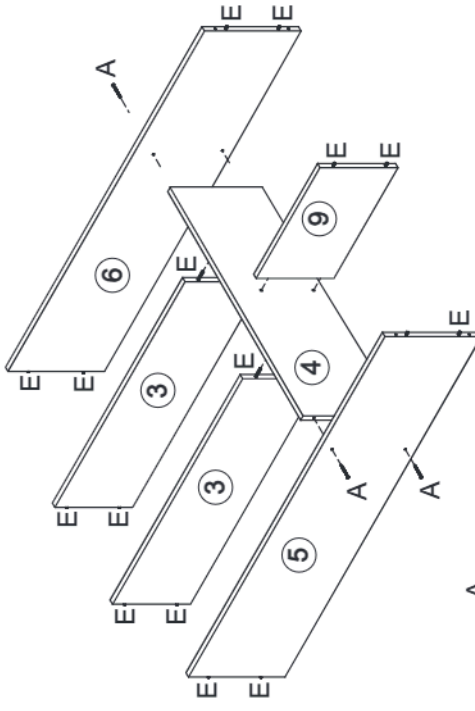
## PEÇAS / PIEZAS / PARTS MEDIDA EM MM

Nº	Descrição	Descripción	Description	Medida	Quant.
1	LATERAL ESQUERDA	LATERAL IZQUIERDO	LEFT SIDE	769 300 15	1
2	LATERAL DIREITA	LATERAL DERECHA	RIGHT SIDE	769 300 15	1
3	PRATELEIRA	REPISA	SHELF	769 250 15	2
4	DIVISÃO	DIVISIÓN	DIVISION	739 300 15	1
5	BASE	BASE	BASE	1169 300 15	1
6	TAMPO	TAPA	TOP	1169 300 15	1
7	PORTA	PUERTA	DOOR	760 393 15	3
8	COSTA	RESPALDO	BACK	387 1190 3	2
9	PRATELEIRA MENOR	REPISA MÁS PEQUEÑA	SMALLER SHELF	384 250 15	1
10	MOLDURA	MOLDURA	FRAME	760 30 09	18

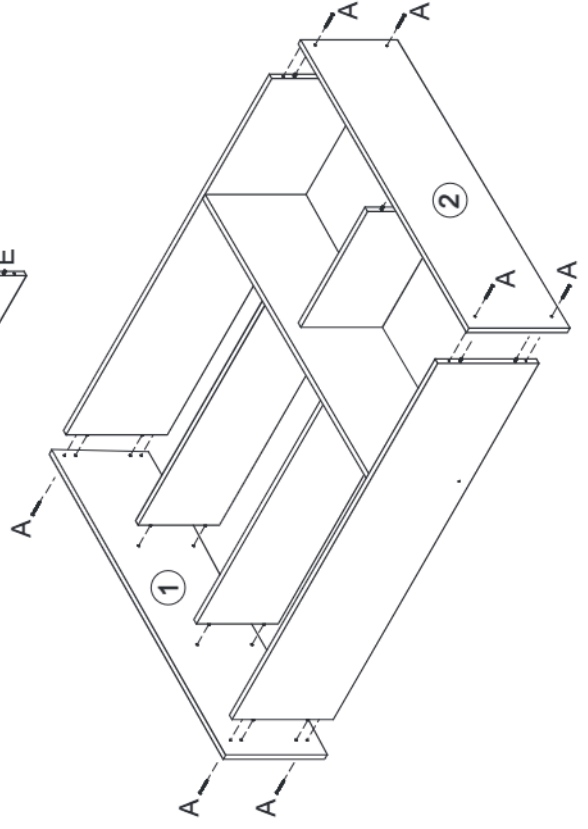
# FERRAGENS / HARDWARE / HARDWARE

A		Paraf. 3,5 x 40	12	G	Bucha Ø8	3
B		Paraf. 3,5 x 14	42	H	Suporte Aéreo	3
C		Dobradilha	6	I	Capa Suporte	3
D		Prego 10 x 10	45	J	Paraf. 6,0 x 50	3
E		Cavilha 6,0 x 30	20	K	Sache cola	3
F		Cavilha 6,0 x 15	54	L	Batente de porta	1
N		Fixador costas	04	M	Perfil H 769	1

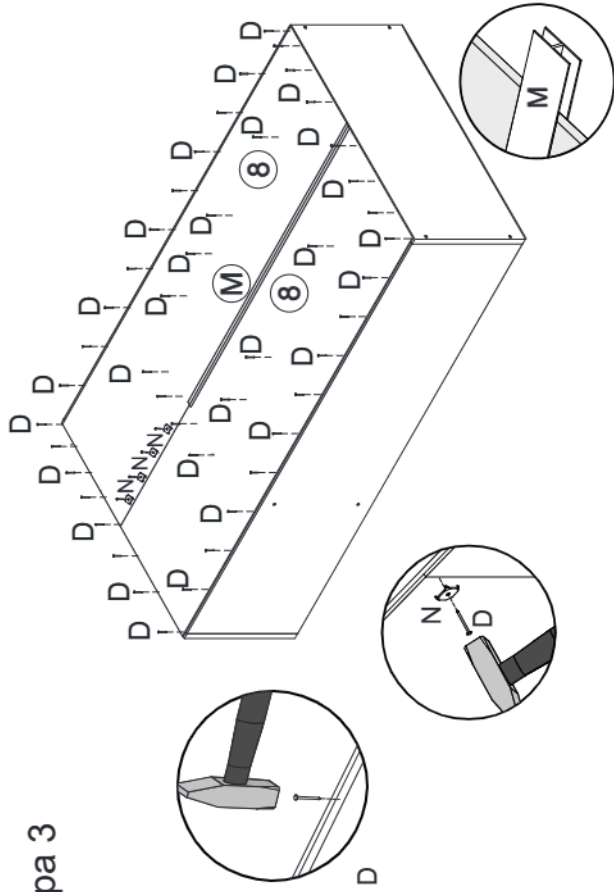
- Etapa 1



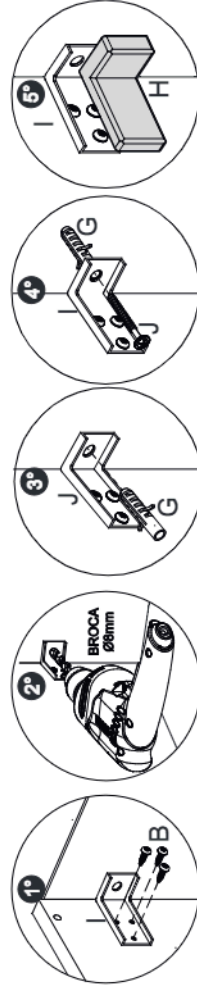
- Etapa 2



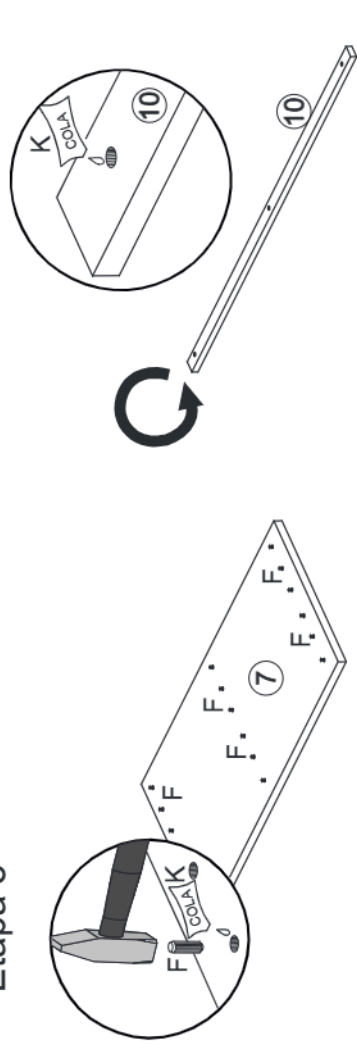
- Etapa 3



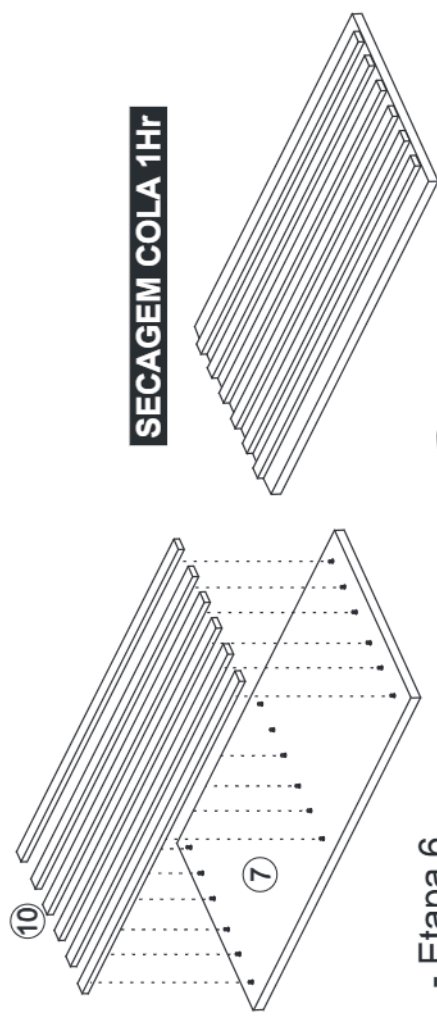
- Etapa 4



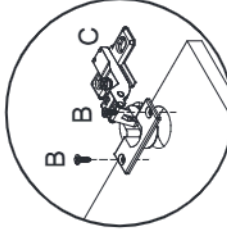
- Etapa 5



**SECAGEM COLA 1HR**



- Etapa 6



- Etapa 6

