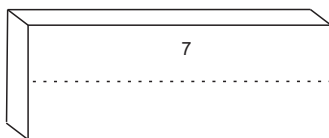
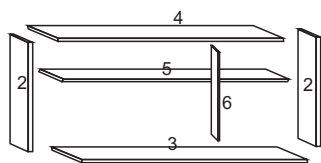
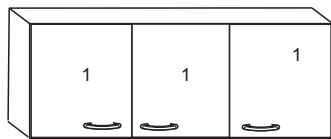
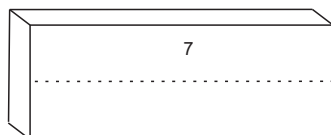
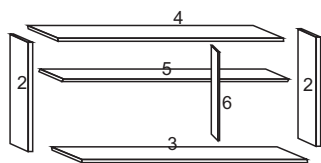
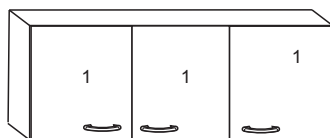


AÉREO 120 X50 VITÓRIA



Nº	Itens	Comp	Larg	Esp	QUANT
1	Portas Aereo	490	394	12	3
2	Lateral aereo	500	250	12	2
3	Base aereo	1176	250	15	1
4	Tampo aereo	1176	250	12	1
5	Prateleira aereo	780	200	12	1
6	Divisão	473	250	15	1
7	costas aereo	495	1195	2,8	1

AÉREO 120 X50 VITÓRIA



Nº	Itens	Comp	Larg	Esp	QUANT
1	Portas Aereo	490	394	12	3
2	Lateral aereo	500	250	12	2
3	Base aereo	1176	250	15	1
4	Tampo aereo	1176	250	12	1
5	Prateleira aereo	780	200	12	1
6	Divisão	473	250	15	1
7	costas aereo	495	1195	2,8	1